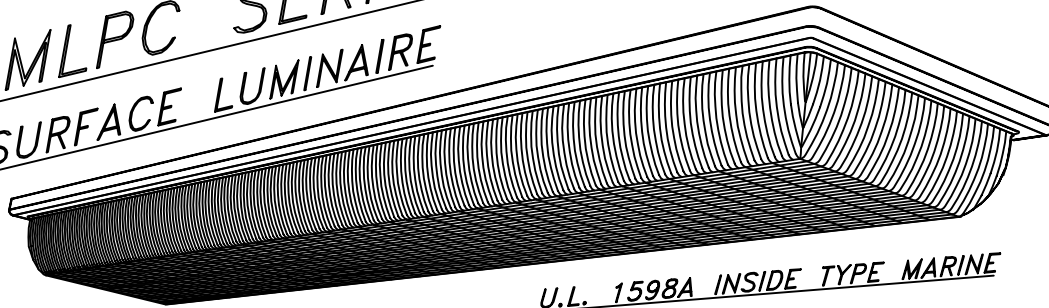


COMMERCIAL MARINE

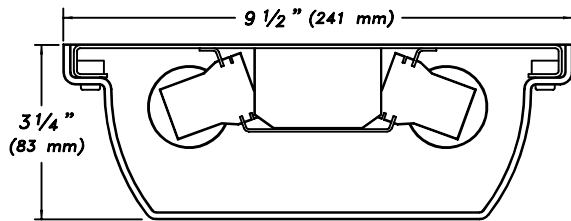
MLPC SERIES SURFACE LUMINAIRE



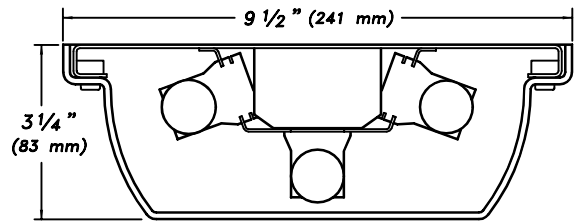
U.L. 1598A INSIDE TYPE MARINE

- U.V. STABILIZED, CLEAR PRISMATIC POLYCARBONATE LENS.
- STAINLESS STEEL LENS RETAINING SCREWS.
- ONE PIECE 16 GAUGE DIE FORMED STEEL BACKPLATE.
- ALL ELECTRICAL COMPONENTS MOUNTED TO BACKPLATE FOR WIRING EASE.

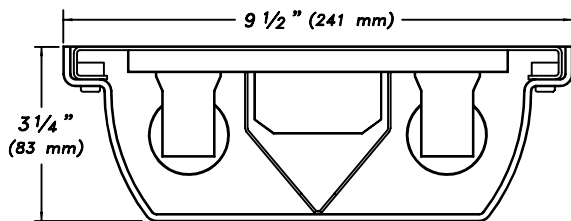
STANDARD LOW PROFILE 2 LAMP AVAILABLE WITH NIGHT LIGHT.



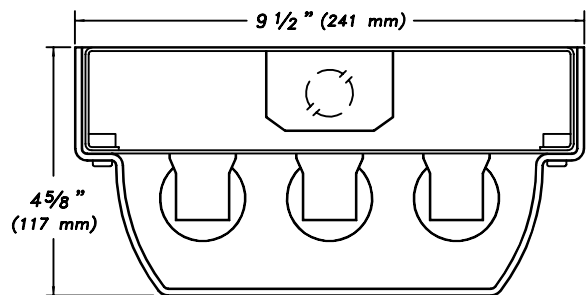
THREE LAMP LOW PROFILE NOT AVAILABLE FOR T12 LAMPS.



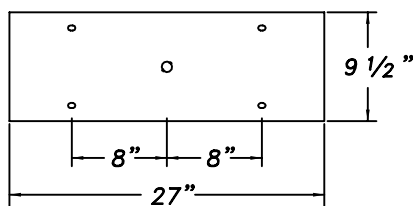
SPECIFY "VS" IN OPTION SECTION FOR CENTER LENS SUPPORT. NOT AVAILABLE IN THREE LAMP OR NIGHT LIGHT VERSIONS.



SPECIFY "CA" IN OPTION SECTION FOR SURFACE CONDUIT ACCESS.



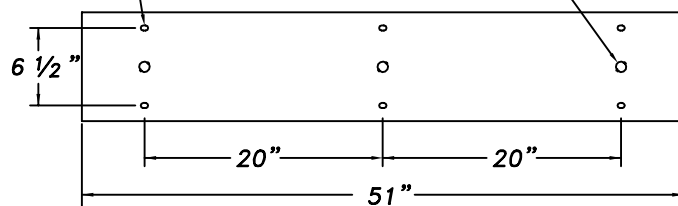
2' FIXTURE



7/16" x 5/8" MTG. HOLES

4' FIXTURE

7/8" DIA. K.O.



COMMERCIAL MARINE

EXAMPLE: MLPC323-120EL-APK

MLPC							
CHART	1	2	3	4	5	6	OPTIONS

CHART #1 LAMPS	
17	17W RS 2' T8
20	20W PH 2' T12
32	32W RS 4' T8
40	40W RS 4' T12
4B	40W RS 2' T5 BIAX
5B	50W RS 2' T5 BIAX
55	55W RS 2' T5 BIAX

CHART #5 LENS FASTENERS	
AP	ALLEN HEAD W/PIN, STAINLESS STEEL
TP	TORX HEAD W/PIN, STAINLESS STEEL
PH	PHILLIPS HEAD, NON SECURITY

CHART #6 ELECTRICAL ACCESS	
K	.875 DIA. KNOCK OUT(S)
A	2.250 DIA. ACCESS HOLE(S)

CHART #2 LAMP QTY.		
<input type="text" value="2"/>	<input type="text" value="3"/>	<input type="text" value="4"/>
4 AVAILABLE ONLY IN 4 FT HOUSING WITH BIAX LAMPS		
LAMPS NOT INCLUDED		

OPTIONS	
E1	ONE LAMP EMERGENCY SERVICE
FH	FUSE AND HOLDER
NL	NIGHT LIGHT, FOR 7 OR 9W PL BI-PIN
CA	SURFACE CONDUIT ACCESS BACK BOX
LL	LAMP LOCKS FOR T12 LAMPS
VS	"V" SHAPED REFLECTOR

CHART #3 VOLTAGE (60 Hz.)		
<input type="text" value="120"/>	<input type="text" value="277"/>	<input type="text" value="347"/>

CHART #4 BALLAST	
ES	ENERGY SAVING
EL	ELECTRONIC
DM	DIMMING
LT	LOW TEMPERATURE

DIMENSIONS AND SPECIFICATIONS SUBJECT TO CHANGE WITHOUT NOTIFICATION.

MODIFICATIONS ARE AVAILABLE TO SUIT CUSTOM REQUIREMENTS.

