



PRODUCT SPECIFICATION

The LPC series is designed for general purpose lighting in high abuse environments. For a surface mount conduit fixture of similar design, see our LPS series.

Mounting

Surface mounts to ceiling or walls.

Lens

Vandal resistant, injection molded, UV stabilized, prismatic polycarbonate lens completely encloses the back-plate.

Backplate

16 gauge cold rolled steel die formed to shape with seams welded and ground smooth.

Finish

Polyester powder-coated after phosphate pretreatment for superior adhesion and corrosion resistance.

Hardware

Stainless steel, tamper-proof fasteners.

Certifications

UL Listed wet location. Covered ceilings only.

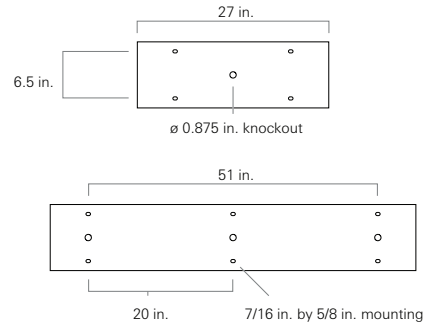
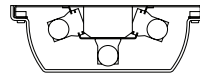
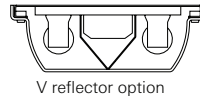
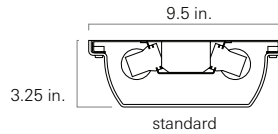

Job Name _____

Fixture Type _____

Catalog No. _____

Approval _____

Date _____



one Lamps (not included)

- 14 2 ft. 14 W T5
- 17 2 ft. 17 W T8
- 24 2 ft. 24 W T5 HO
- 4B 2 ft. 40 W T5 RS Biax
- 28 4 ft. 28 W T5
- 32 4 ft. 32 W T8
- 54 4 ft. 54 W T5 HO

two Lamp Quantity

- 2 Two
- 3 Three

three Voltage

- 120 120 V, 60 Hz
- 277 277 V, 60 Hz
- 347 347 V, 60 Hz
- VAR Variable, 120-277 V, 50/60Hz

four Ballast

- DM Dimming
- EL Electronic Instant Start, std T8
- PR Program Rapid Start, std T5, option T8

five Fasteners

- AP Stainless steel allen head with pin
- TP Stainless steel torx head with pin
- PH Phillips, non-security

six Electrical Access

- A 2.250 in. diameter access hole
- K 0.875 in. diameter knockout(s), standard

seven UL Listing

- W Wet location

nine Options

- 2C Two-circuit wired
- CU Canadian UL Listing
- E1 One lamp emergency ballast
- E2 Two lamp emergency ballast
- FH Fuse and holder
- NL Night light, for 7 or 9 W PL bipin
- NL-LED Night light, LED
- VS V-shaped reflector

Modifications are available to meet custom requirements.